















RESIDUAL VOTES AS A PERCENT OF ALL BALLOTS CAST, 1988-2000

Machine Type	Percent of Ballots with No Vote for President	Percent of Ballots with No Vote for Senate or Governor
Optical Scan		
	<p>1.5 %</p> 	<p>3.5 %</p> 
Paper Ballot		
	<p>1.8 %</p> 	<p>3.3 %</p> 
Punch Card		
	<p>2.5 %</p> 	<p>4.7 %</p> 
Electronic Voting		
	<p>2.3 %</p> 	<p>5.9 %</p> 
Lever Machine		
	<p>1.5 %</p> 	<p>7.6 %</p> 